



**Yikes!!!** We check and triple check, but sometimes errors find their way through to our patterns. Always check for the latest pattern corrections on our website at [www.stitchdiva.com](http://www.stitchdiva.com).

Please find a correction to our Fitted Shrug pattern below:

**Gauge:** 24 sts = 8 motifs = 4"

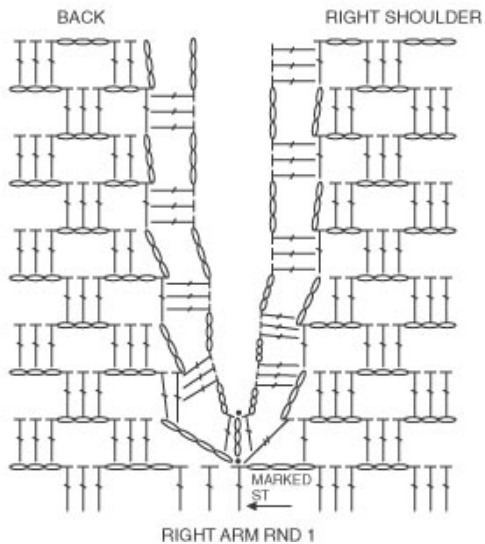
**Jacket Body to Armpit should read:**

Continue starting with Row 1 of **JBPS**, work **4 rows** of **JBPS**.

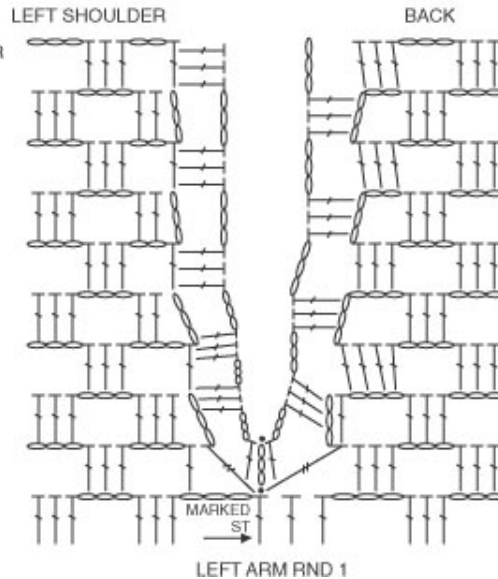
**Arms**

**Round 1 / For Left Arm:** ... top of ch-3. **Ch 3.**

**Right Arm Round 1 Attachment**



**Left Arm Round 1 Attachment**



**Yikes!!!** We check and triple check, but sometimes errors find their way through to our patterns. Always check for the latest pattern corrections on our website at [www.stitchdiva.com](http://www.stitchdiva.com).

Please find a correction to our Fitted Shrug pattern below:

**Gauge:** 24 sts = 8 motifs = 4"

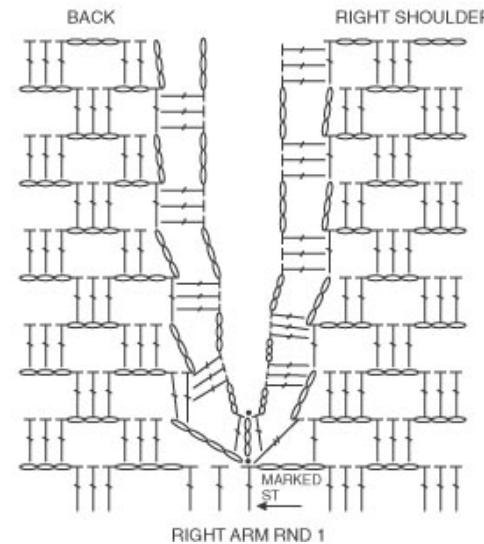
**Jacket Body to Armpit should read:**

Continue starting with Row 1 of **JBPS**, work **4 rows** of **JBPS**.

**Arms**

**Round 1 / For Left Arm:** ... top of ch-3. **Ch 3.**

**Right Arm Round 1 Attachment**



**Left Arm Round 1 Attachment**

